Architectural Portfolio

Ali Al-dabbagh

2001-2014

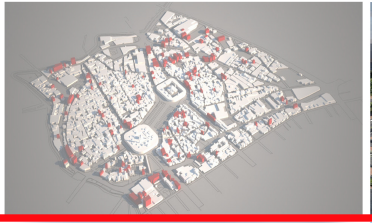

INTRODUCTION:

With a career of more than 12 years which witnessed smooth yet challenging stages in different countries (ALGERA, IRAQ & UAE) and a colorful range of projects I have earned the position of Senior Architect and Client Representative through gaining valuable knowledge in leading edge architectural principles, tools, and practices. I worked on commercial, residential, educational, and governmental projects accommodating to the regulations, practices and culture of each country which rendered me quite flexible, open a fast learner and hardworking team player. On top of fulfilling my dream of being an architect I always had a nag for academic teaching and continuous learning which motivated me to acquire the following teaching positions:

- Instructor at the University of Science and Technology (USTO), Architecture Department for the years 2001-2003, Oran, ALGERIA.
- Teacher of Engineering values in private college ARCH institute, Oran, ALGERIA.
- Teaching AutoCad drawing courses in MASTER institute, Oran, ALGERIA.

I have enjoyed working on a wide variety of projects, landmarks and city development plans which honed my skills both in the team environment and independently in handling architectural and interior design from concept , schematic design, work drawing to details, supervising draftspersons and organizing meetings, conducting presentations and meeting deadlines.
I also demonstrate good managerial skills and am quite determined and punctual, I enjoy mentoring juniors and am supportive and friendly with all my colleagues.
My interest curiosity plus yearn for accuracy in my work has led me to personally be involved in site supervision and coordination with main contractors, sub-contractors and suppliers.
Also my analytical and innovative thinking and the ability to accept and learn from criticism enables me to have a very short learning curve and succeed in any challenging tasks. I`m a confident team player and multitasker who takes initiative and solves problems effectively.

My experience was gained by working for the following big and respected design and construction firms:

- Titans Enterprise LTD, Edmonton, CANADA — Apr 2013 - Present
- Dewan Architects & Engineers, Dubai, UAE — Jun 2010 - Jan 2013
- Al Hamra Engineering Consultants, Dubai, UAE — Nov 2006 - May 2010
- Fadhil Ajinah Architectural Consultants, Al Damoor Contractor Company with Harris Company, Baghdad, IRAQ — Jul 2003 - Oct 2006
- I run my own company AMA Architectural Consultations, Oran, ALGERIA — Mar 2003 - Jun 2003
- ETAR Architectural Consultations, Oran, ALGERIA — Jul 2001 - Feb 2003

BIOGRAPHY

When I had a chance to choose a career I knew it was architecture as I come from a line of proud and recognized architects and have always been passionate about bringing imagination to life and adding my own insight and touch weather by sketching, sculpting, building or photography.
Since I was a child I have been fascinated by colors, light and design. As I matured I have translated this into my vision and taste in all aspects of life. This was spiced up by exploring the beautiful cultures of the countries I lived in and traveled to which I best captured through, food, photography and filming My obsession to seize the moment and add a twist to my personal experiences made me seek the tools to manifest my wishes, which I accomplished through learning IWork, ILife, Final Cut Pro and Motion.

URBAN PLANNING

THE URBAIN RENEWAL OF CITY CENTER OF HOLY NAJAF - THE OLD TOWN

Najaf is one of the important cities in the middle part of Iraq. Located 70km to the south of Karbala and about 160km south of Baghdad, Najaf is the site of the Imam Ali bin AbiTalib shrine. Imam Ali is the cousin and son in law of Prophet Mohammed (pbuh). The city now is an important center for pilgrimage from throughout the Islamic world hosting millions of visitors on certain occasions throughout the year. Nearby is the Wadi Al-Salam (Peace Valley), claimed to be the largest cemetery in the Muslim world (and possibly the largest in the entire world), containing the tombs of several prophets. Over the centuries, numerous hospices, schools, libraries and Sufi convents were built around the shrine to make the city the center of learning and theology. With more than 15 large libraries, and more than 40 religious schools Najaf could be considered as one of the important Islamic theological centers which made it legible to be the capital of Islamic culture for the year 2012.



THE URBAIN RENEWAL OF CITY CENTER OF HOLY KARBALA - THE OLD TOWN

Holy Shrines of Imam Hussein (pbuh) and His brother Abbas (pbuh), Sites of historical events, Aashora Ceremonies, Markets, Natural scenes. The Holy City of Karbala is one of the most strategically important cities in the mid-south Iraq. Its importance emanates from the existence of the Shrines of Imam Hussein and his brother Abbas (pbuh). Imam Hussein is the grandson of Prophet Mohammed (pbuh) who was killed with his family and followers in a tragic event on 680 AD. Since that time the desert oasis of Karbala has evolved to become a very important religious destination for millions of Muslims who come to visit the Holy Shrines, which led to the birth of the first urban agglomeration of the existing city of Karbala. Karbala is located in the middle region of Iraq about 100 kms to the southwest of Baghdad on the eastern fringe of what is called the western plateau of Iraq. It is composed of a compacted organic urban fabric surrounding the two shrines which are the nuclei of the city which are still surviving despite the conditions in its difficult and oppressed history. The city is characterized by the vast number of pilgrims heading to the Holy Shrines on 13 specific religious occasions distributed throughout the year, which is attended by the millions annually. In addition, there are the regular pilgrims and visitors weekly throughout the year, not to mention the daily visits by several thousands of people. The unique cultural and religious heritage of the site with its strategic importance ensures that this inflow of people will continue to grow in the future, and hence the need for a well-studied solution that addresses and takes into consideration the existing structure and to also radically respond to the challenges the city expects to face in the future. The study area, which is 1.5 million sq m, shall include the old city of Karbala and consists of the 6 neighborhoods and The Area Between the Two Holy Shrines as shown in the attached map

THE URBAIN RENEWAL OF CITY CENTER OF HOLY NAJAF - THE OLD TOWN

LOCATION / Najaf / Iraq
CLIENT / Holy Najaf Municipality (Ministry of Municipality and Public Works)
BUILT-UP AREA / 1,000,000 m2
SCOPE / Master Planning

My responsibilities were:

Led successfully a team of 2 architects, 3 draftsmen and GIS (Geographic Information System) Engineer to accomplish the different stages of this project starting from data collection, data analyses up to making proposals.
Coordinating between the Iraqi and Emirati office in regards to conveying, sending and receiving data, sketches and information's.
Liaised closely with the project manager to ensure project deliverables were met.
Developing materials for client presentations.
Attended meetings, coordinated drawings and resources, determined project criteria and provided information as requested.
Mentored staff to ensure work was executed accurately.



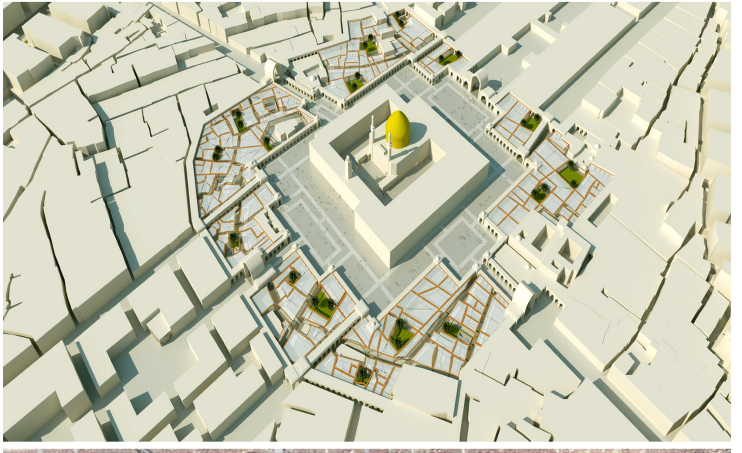

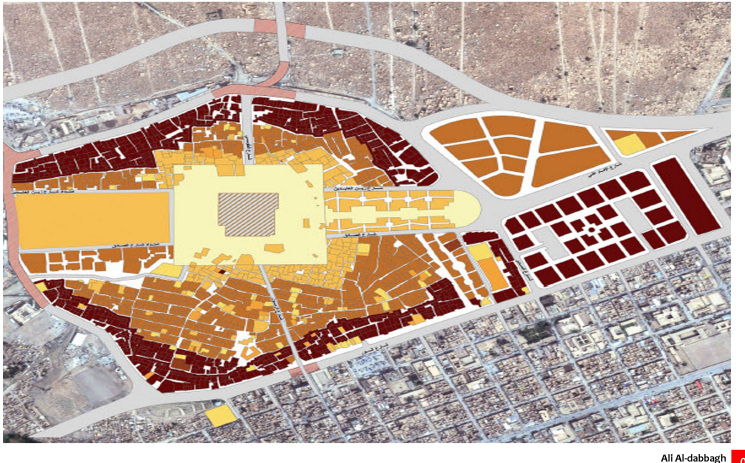

THE URBAIN RENEWAL OF CITY CENTER OF HOLY KARBALA - THE OLD TOWN

LOCATION / Karbala / Iraq
CLIENT / Holy Karbala Municipality (Ministry of Municipality and Public Works)
BUILT-UP AREA / 1,500,000 m2
SCOPE / Master Planning

My responsibilities were:

Led successfully a team of 2 architects, 3 draftsmen and GIS (Geographic Information System) Engineer to accomplish the different stages of this project starting from data collection, data analyses up to making proposals.
Coordinating between the Iraqi and Emirati office in regards to conveying, sending and receiving data, sketches and information's.
Liaised closely with the project manager to ensure project deliverables were met.
Developing materials for client presentations.
Attended meetings, coordinated drawings and resources, determined project criteria and provided information as requested.
Mentored staff to ensure work was executed accurately.

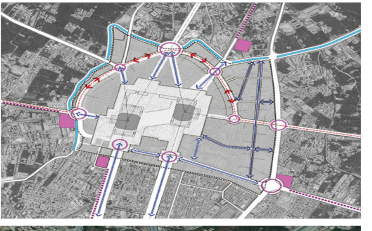



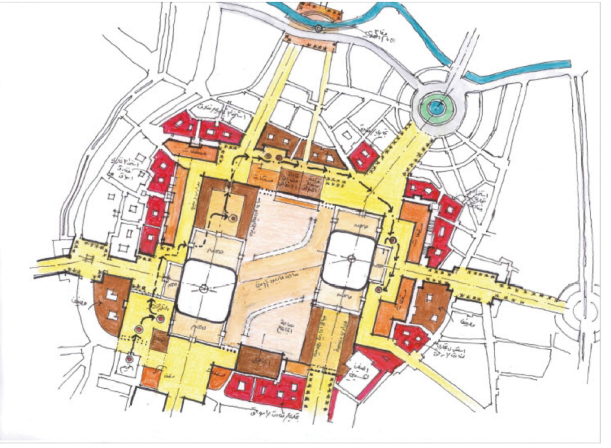

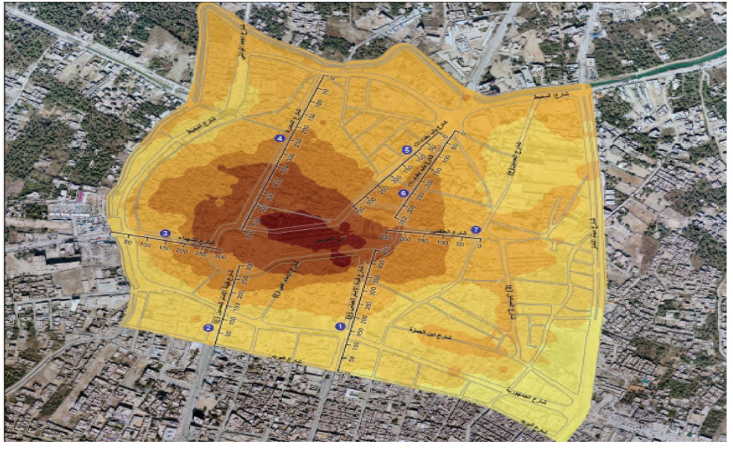





MIXED USE

AL TAIF FUJAIRAH BUSINESS CENTER

This proposed development is anticipated to be a landmark project within Fujairah and will position itself as one of the primary hospitality/commercial developments in the area. The Fujairah Marriott Courtyard and Business Centre is a mixed use development consisting of a G+21 floors, Hotel and Apartment Tower and a G+18 floors, Office Tower, sharing a G+2 Retail Podium with a total built-up area of 130,000 sq.m. The development design objective is to energize the strategically located site in Fujairah by creating an urban nucleus where people live, work and shop. The project aspires to be an active and integrated part of the urban fabric being developed in this area. Schematic Design Stage of this project have been achieved and submitted to the client, within the envisioned time period.

NOURTH GATE

Consists of hotel (2B+G+2M+12), 2 office buildings (2B+G+2M+12), 3 apartment buildings(2B+G+2M+8) each, and 16 Villas (10 Villas 6 BR & 6 Villas 4 B.R), with other ancillary buildings. Swimming Pools , Water Features and small retail.

AL TAIF FUJAIRAH BUSINESS CENTER

LOCATION / Fujairah / United Arab Emirates
CLIENT / Al Taif Investments
BUILT-UP AREA / 103,930 m2
SCOPE / Full Scope Design

My responsibilities were:
Led successfully a team of 2 draftsmen to accomplish the schematic design, plans , sections, outline the details and parking requirements.
Liaised with landscape, MEP and structural engineers.
I also coordinated with our office branch in Manila, where some of the architectural details such as vertical circulation and typical details were being executed.
Overseeing the team's performance and commitment to deadlines, quality of work, presentation to the client in collaboration with the project manager.

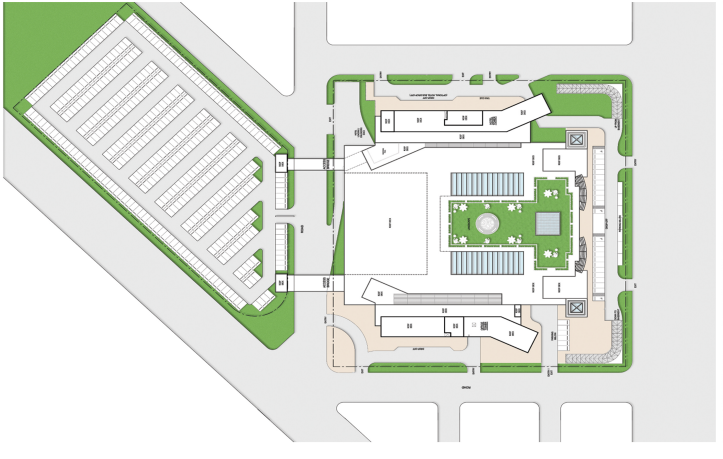

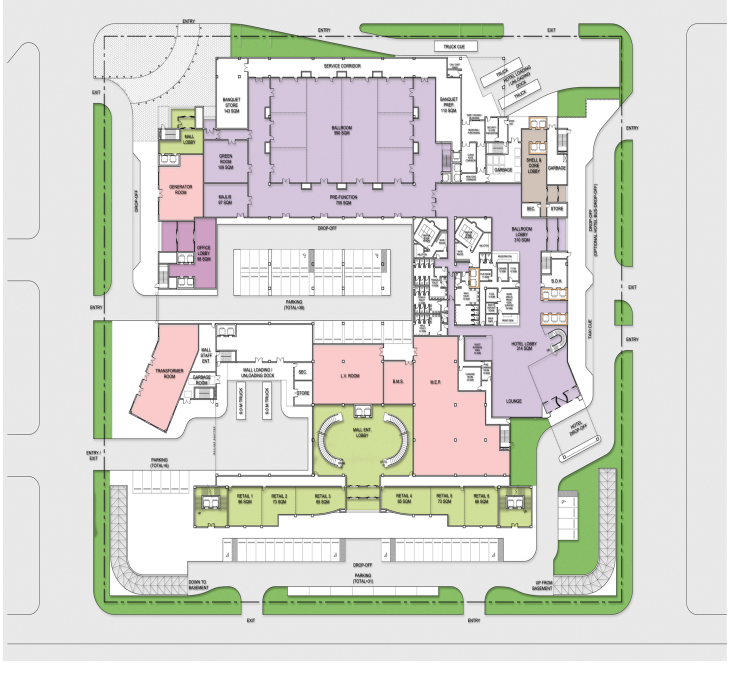
ENTRY
EXIT
TRUCK CUE
SERVICE CORRIDOR
BANQUET STORE 140 SQM
BALLROOM 900 SQM
BANQUET PREP 110 SQM
MALL LOBBY
GREEN ROOM 100 SQM
GENERATOR ROOM
MAU/E 97 SQM
PRE-FUNCTION 700 SQM
DROP-OFF
OFFICE LOBBY 80 SQM
PARKING (TOTAL=98)
GARBAGE
SHELL & CORE LOBBY
BBQ
STORE
BALLROOM LOBBY 370 SQM
S.D.N.
TRANSFORMER ROOM
MALL STAFF ENT.
GARBAGE ROOM
MALL LOADING / UNLOADING DOCK
L.V. ROOM
B.M.S.
M.E.P.
HOTEL LOBBY 270 SQM
LOUNGE
HOTEL DROP-OFF
MALL ENT. LOBBY
PARKING (TOTAL=6)
RETAIL 1 90 SQM
RETAIL 2 73 SQM
RETAIL 3 90 SQM
RETAIL 4 60 SQM
RETAIL 5 73 SQM
RETAIL 6 90 SQM
DROP-OFF
PARKING (TOTAL=24)
DOWN TO BASEMENT
UP FROM BASEMENT

PARKING
MALL LOBBY
OFFICE LOBBY
EXEC. APT. LOBBY
HOTEL LOBBY
M.E.P.
DOWN FROM GROUND
UP TO GROUND
DRIVERS LOUNGE
MALL ENT. LOBBY

NOURTH GATE

LOCATION / Al Khobar / Saudi Arabia
CLIENT / Private
BUILT-UP AREA / 265,000 m2
SCOPE / Design Development

My responsibilities were:
As the senior architect of the team working on this project, I layout the design options for components of the project, such as the location of various buildings: HOTEL, OFFICES, RESIDENTIAL APARTMENTS and VILLAS, I carried out exploring and designing the final touches and details, plus developing the site plan.
Unfortunately despite the teams hard and efficient work, this project was not finished due to financial obstacles that faced the client.

HOSPITALITY

FAIRMONT HOTEL & RESORT

A formal classical theme gets given an inimitable local twist in the elevations of the Fairmont Hotel and Serviced Apartments on Breakwater Island in Abu Dhabi. National Investment Corporation (NIC), commissioned
Dewan to create the initial architectural concept design and formulate the engineering and specialist works, in addition to organising the tender documentation. The 750 keys lavish property has a builtup area of over 200, 000m² and is divided into a five star hotel and beach resort, with the additional benefits of furnished and unfurnished apartments. The super luxurious resort boasts 38-storeyconjoined towers, each 215m high concrete structures with supplementary glass reinforced concrete ornaments. The symmetrical buildings are linked by a connecting 30m bridge on the 34th floor, bringing an exceptional and memorable outline to the

SHAZA AL RAWDATAIN GARDENS

Is a 5-star hotel/furnished apartments building located in the Holy City of Karbala, Iraq.The site of 7,400 m2 area is strategically located in Karbala City within 510 m of the Holy Shrines. The hotel comprises of basement, ground and 12 floors with a built-up area of 64,740 m2. It is designed to have 144 hotel guest rooms in the first three floors, 468 furnished apartment units of 4 types in the 9 typical floors, 5 food and beverages outlets in the ground & first floor and other administrative & services located on basement, ground and first floor. The hotel will be operated by Shaza Hotels/Kempinski

HOTEL IN KARBALA

Schematic Design stage is now completed for this 4 stars Hotel in a prime location in the center Karbala. The project is located on a corner plot of approximately 715 m2 and has its main entrance road leading to The Holy Shrines.The project consists of a three two shopping mall and a 4 stars hotel (5 floors).

HOTEL IN BAGHDAD

A majestic blend of contemporary and traditional Iraqi architecture lies at the cornerstone of our design for the 4 star Baghdad Hotel. Upon completion, it will become one of the pilot landmark buildings in post war Baghdad the city which is recovering from years of destruction and witnessing a new renaissance.The 125-key hotel includes both standard and executive guest rooms and suites, targeted at tourists and commercial guests alike.

FAIRMONT
HOTEL & RESORT

LOCATION / Breakwater Island / Abu Dhabi / United Arab Emirates
CLIENT / National Investment Corporation
BUILT-UP AREA / 250,000 m2
SCOPE / Design

My responsibilities were:
Led a talented team of 3 architects and six draftsmen to accomplish the schematic design of this big project. As well as monitoring all the projects details and working hand in hand with landscape, MEP and structural engineers and coordinating with them.
I was in charge of separating and outlining the front and back of house (public and service area) of the hotel respectively in a manner that keeps them functional, which was quite a challenge due to the huge size of the project, all of this was done while weighing the importance of the elegance for this specific project. Therefore I focused on searching, exploring and deciding on the internal finishing's of materials and implementing them into our design in an appealing manner.

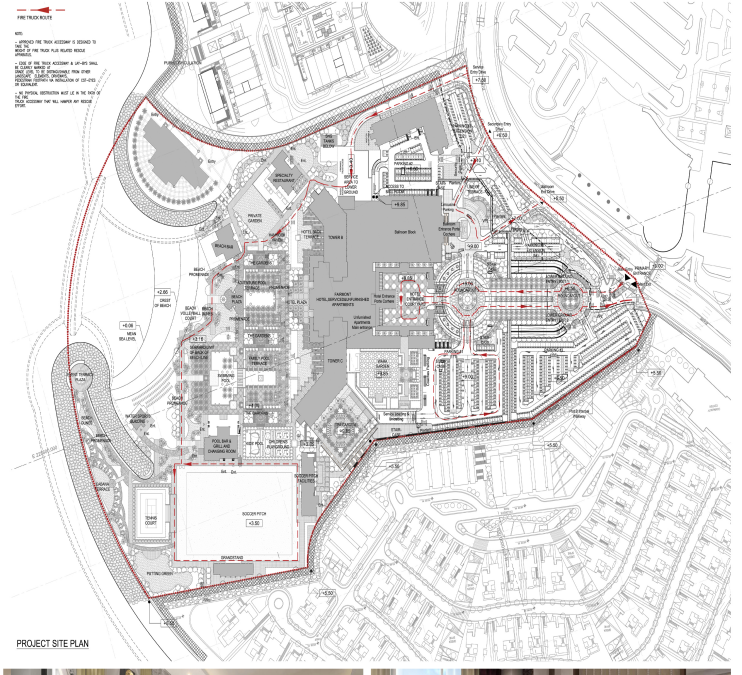
PROJECT SITE PLAN

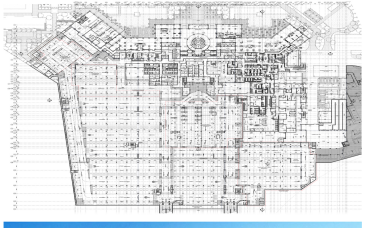

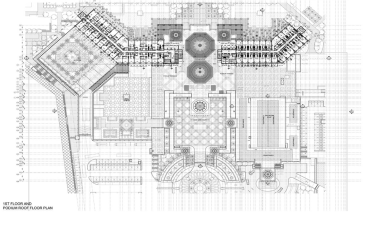



SECTION B-B

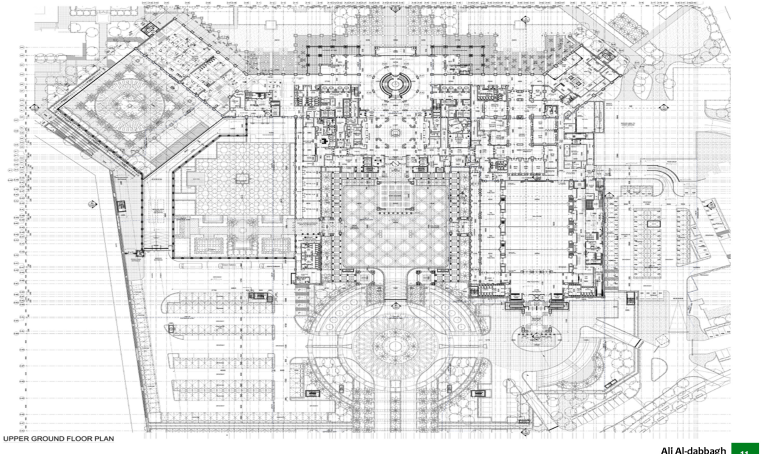

UPPER GROUND FLOOR PLAN

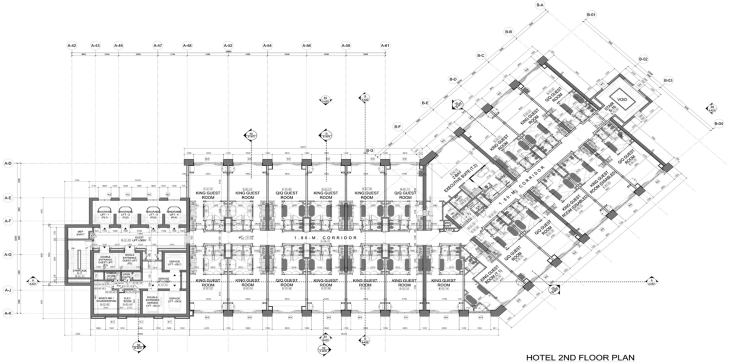

HOTEL 2ND FLOOR PLAN

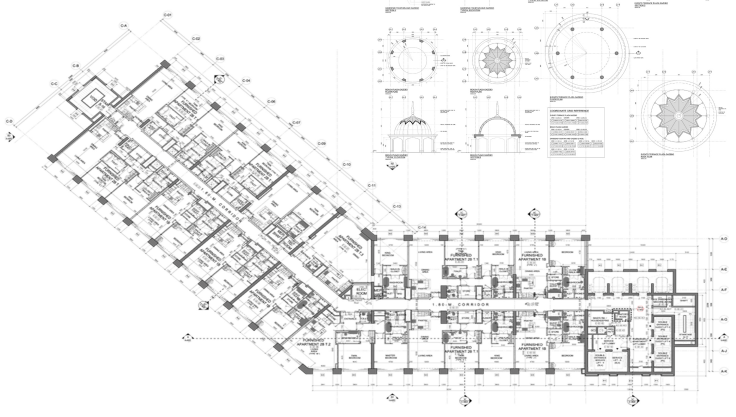

FURNISHED APARTMENT 2ND FLOOR PLAN

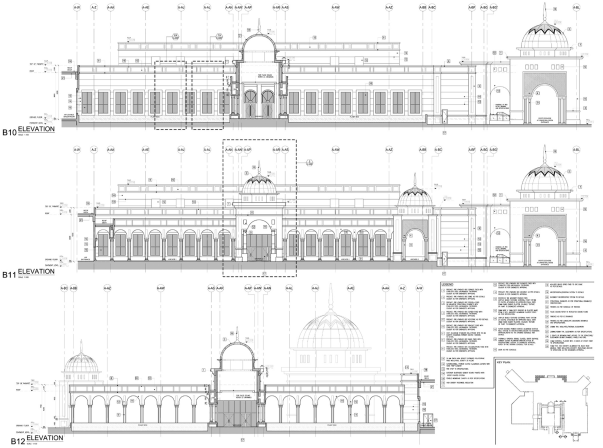

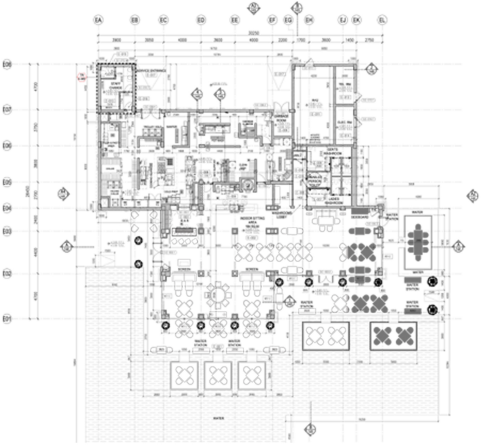

SHAZA AL RAWDATAIN GARDENS

LOCATION / Karbala / Iraq
CLIENT / Range Hospitality
BUILT-UP AREA / 55,480 m2
SCOPE / Concept Design

My responsibilities were:
I was part of a fine team that worked on this project. My role as a senior architect was developing design plans, reviewing the design requirements and analyzing zoning rules and needs plus completing the details of the parking and wall sections in collaboration with my team members and project manager.





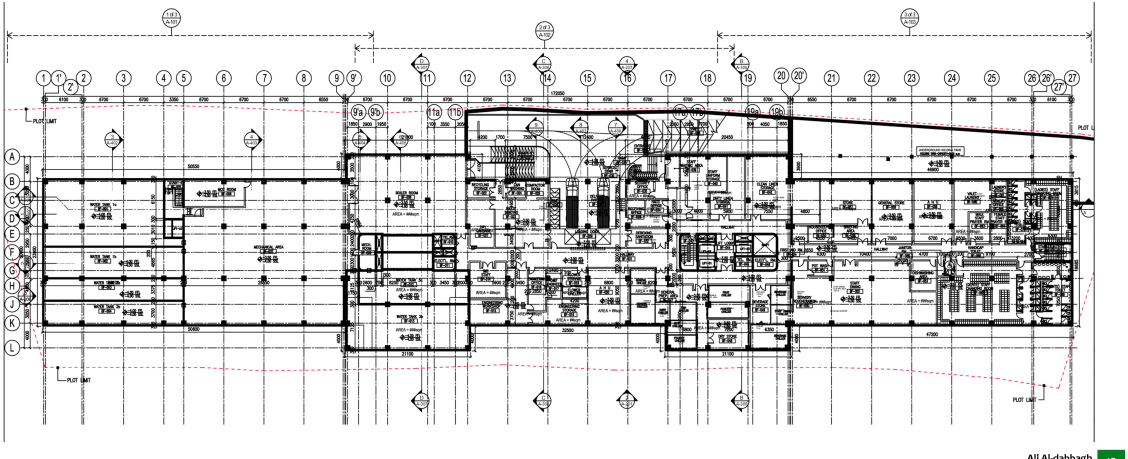

HOTEL IN KARBALA

LOCATION / Karbala / Iraq
CLIENT / Private
BUILT-UP AREA / 3,500 m2
SCOPE / Design

My responsibilities were:
I was solely responsible for this project starting from the pre concept stage to the schematic drawings, analysis and evaluation of the site, detailing the elevations as well as monitoring all the projects details and working hand in hand with landscape, MEP and structural engineers.

HOTEL IN BAGHDAD

LOCATION / Baghdad / Iraq
CLIENT / Private
BUILT-UP AREA / 5,000 m2
SCOPE / Design

My responsibilities were:
This project was my individual work, I achieved it by performing the schematic design after reviewing the requirements and project criteria and demands. I studied the options and explored the materials used in the exterior elevations. I also reviewed and studied the materials and components used for the interior spaces. All this was done meeting budget and time deadlines making sure to make the most of the resources at hand.

RESIDENTIAL

BATEEN PARK

The project consists of apartment blocks, townhouse, villas, small retail & Gym. swimming pools and other ancillary building, located in the center of Al Bateen Area (Abu Dhabi, surrounded by streets from all sides. The development consists of 12 buildings containing 284 Apartment units 2, 3, 4 bedrooms and penthouse. 10 Villas 6 bedrooms, 40 Villas 4 bedrooms & 25 townhouses 4 bedrooms and a small retail (approx. 700 sq.m). Site A consists of Blocks A, B, & C (Nine Buildings) 2,3&4 bedrooms apartments, over a common basement for car parking. Swimming Pool, Gym hall, Restaurant. Site B consists of Block D (Three buildings) over common basement, also consist of 10 nr. Of 6 bedroom villas (with swimming pool in each villa),40 nr. of 4 bedroom villas and 25 nr. of 4 bedroom townhouses and a small retail. swimming pools (2 nr), Gym hall, Playground, Tennis court. There are ancillary buildings such as substation and energy station building, guard houses, pump rooms and LPG room spread over Site A and Site B.



AL-GAZALIA HOUSING

With an overall built up area of 122500 sq.m, and a total open and play area of 2420 sq.m, we are awarded the Design Consultancy Services for this project. AL-GAZALIA HOUSING is a residential compound, self-sustained community divided into neighborhoods and is composed. Owned by private and located Baghdad (Al-Gazalia area).

VARIOUS RESIDENTIAL PROJECTS

BATEEN PARK

LOCATION / Abu Dhabi / United Arab Emirates
CLIENT / Aldar Properties
BUILT-UP AREA / 100,644 m2
SCOPE / Design

My responsibilities were:
I was the senior architect of the team in charge of this project; my role was mainly developing the architectural concept design, evaluating the site condition and stake holders requirements to come up with the architectural schematic design for this project to meet the clients demand and expectation.

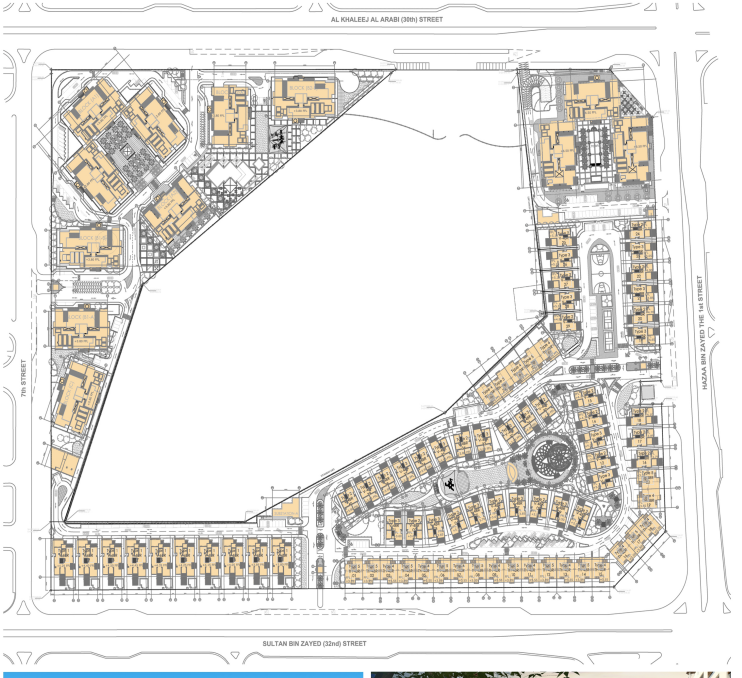



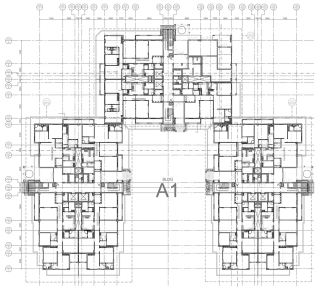
A1

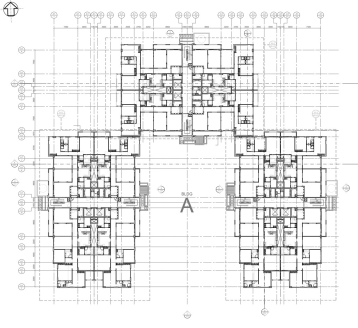
A

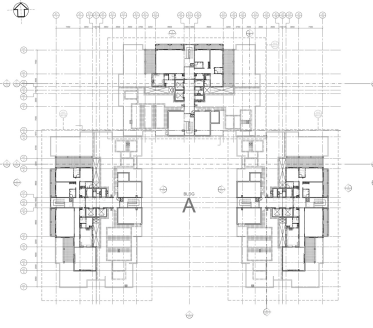
A

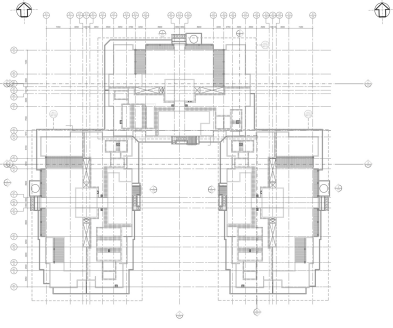

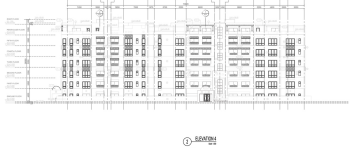

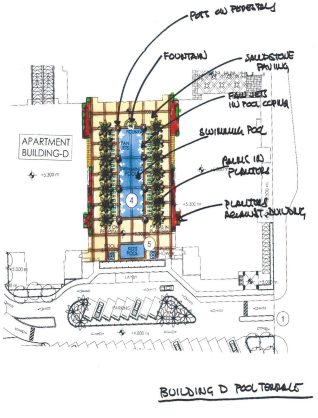
APARTMENT BUILDING-D
FOUNTAIN
SWIMMING POOL
PLANTERS
BUILDING D POOL TERRACE



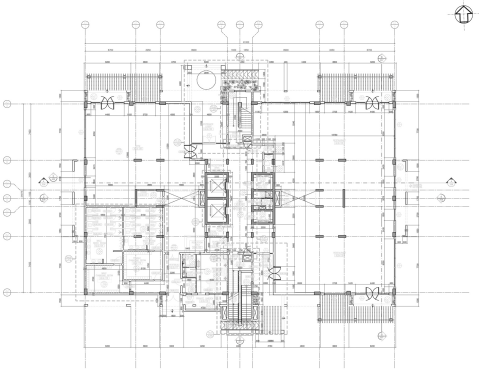

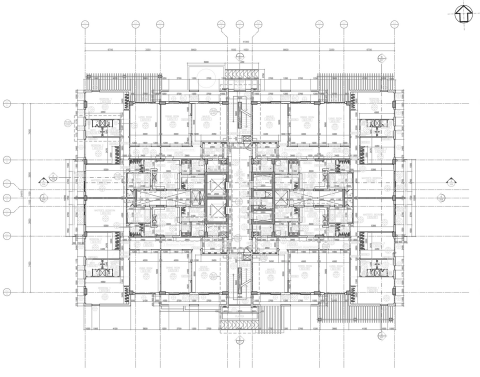

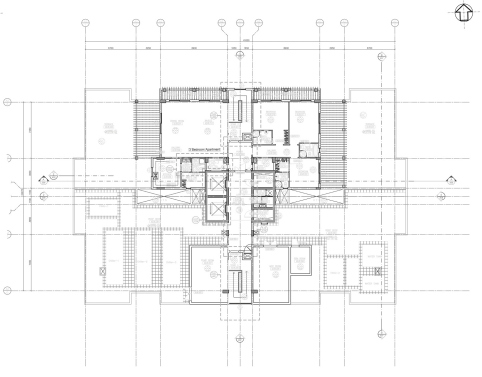

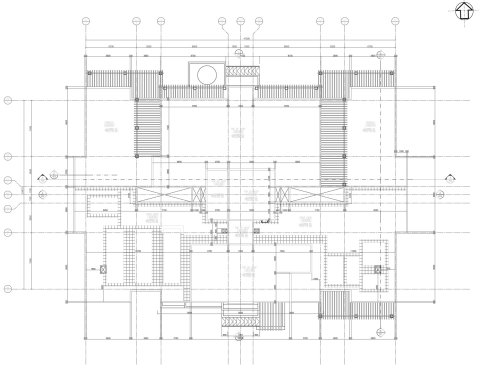

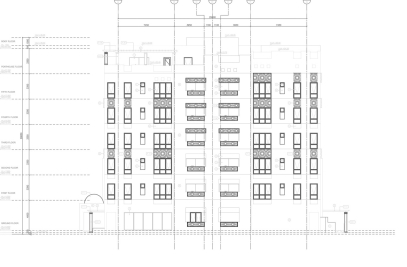

AL-GAZALIA HOUSING

LOCATION / Baghdad / Iraq
CLIENT / Al Maamora For Esitate Investment
BUILT-UP AREA / 122,500 m2
SCOPE / Design

My responsibilities were:
I worked as part of a talented team, under supervision and in collaboration with our project manager.
Developed and designed the site plan and parking layout in accordance with the zoning requirements, parking regulation and design concept.
Designing and performing the plans and elevations after studying and reviewing the governments requirements and regulations at the same time as making sure I satisfy our client's needs and aspirations.
Completing the design and detailing the materials for all the finishing's as well as all those involving the interior spaces.
Made a 3D presentation for the apartment units.

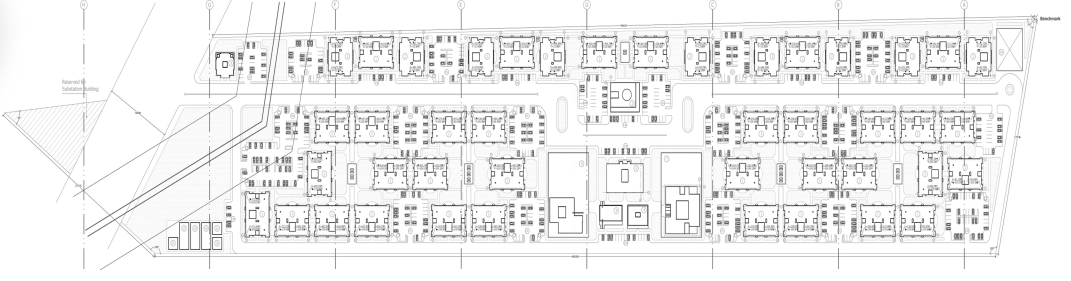

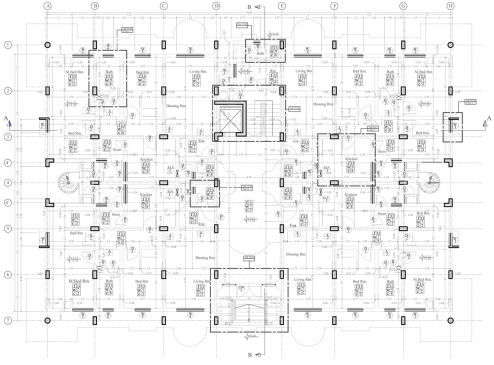

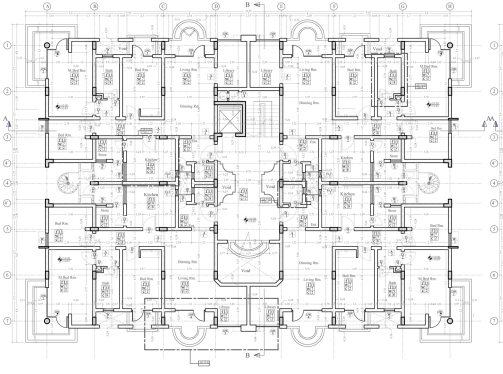

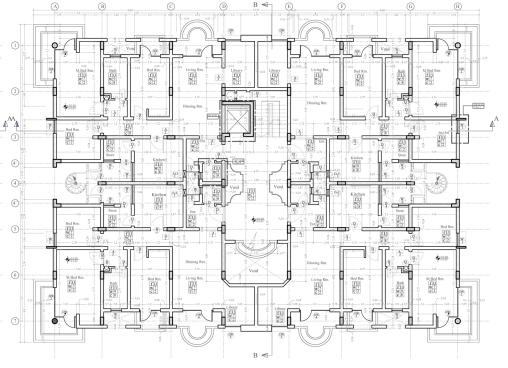

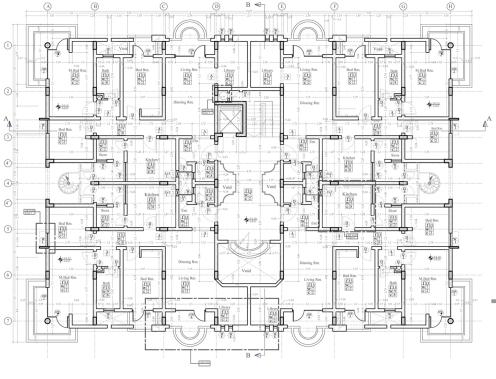

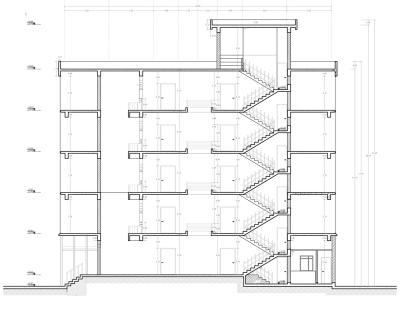

VARIOUS RESIDENTIAL PROJECTS

LOCATION / Iraq / United Arab Emirates
CLIENT / Private
BUILT-UP AREA /
SCOPE / Design

My responsibilities were:
Here are some of the residential projects I designed wither in Iraq or Dubai; where I worked on the architectural aspect of these projects in accordance with the clients requirements and in collaboration with the structural engineers.
These projects included designing and drawing schemes based a diverse base of taste stretching from cultural and ancient Iraqi concepts to modern designs.
Working on these two very different aspect entailed exploring the background and heritage of the location and ideas the clients wanted manifested by their projects plus studying and reviewing all the materials options needed to accomplish these designs.
Sadly due to the economic crisis in 2008 these projects never saw the light.

PUBLIC BUILDING

IRAQI MEDIA NETWORK
STUDIO 600

In this vital and exceptional project I was proud to be leading an outstanding team of forty plus workers in achieving the restoration of the main building and studios of Iraqi`s biggest media (television and radio) network at the time after it had been destroyed in the war of 2003.

AL NAJAF GOVERNORATE BUILDING

In 2005 the Iraqi Government decided to develop the architectural design for Najaf Governorate due to the historical and geographical significance this city represents, as it is considered one of Iraq`s most important cities.

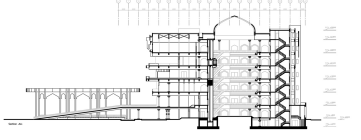

KUFA COURT

Located in Kufa, in The Governorate of Holy Najaf, to the north eastern side of the Old City of Najaf, on a site of approximately (4875 sq.m) area. The architectural language used is a contemporary, but inspired by the traditional style used in designing this type of buildings. The building form expresses the transparency of the concept of Democracy and the role of Law in Iraq, through the visual communication between the visitors and the activities taking place within this building, by creating glass enveloped spaces that go in harmony with the main façade of the building, with welcoming curvilinear forms.

KUFA UNIVERSITY ENGINEERING BUILDING

Is an office building that is located within Kufa University complex in Najaf. The building is composed of G + 3 floors, with a total built up area of 1'735 sq.m. The program includes administrative offices as well as services and facilities such as a conference hall and the staff cafeteria.

Ali Al-dabbagh
Architect

IRAQI MEDIA NETWORK
STUDIO 600

LOCATION / Baghdad / Iraq
CLIENT / Harris
BUILT-UP AREA /
SCOPE / Design & Supervision

My responsibilities were:
I was responsible for this project from ground zero to its final achievement this meant zoning requirements, evaluating the damages; reviewing the resources and planning the design concept and layout options for components of the project, analyzing the importance of every architectural aspect for this huge project and making sure it gets achieved despite environmental restriction and limitation of certain resources and mobility due to the warafter math and its effect on the city of Baghdad as a whole. After a period of study and analysis with the collaboration of concerned affiliates which took months, I started implementing all this knowledge and information into the concept stage then developing the architectural design that had to meet all the government and security requirement without affecting its high demanding functional role bearing in mind the vast number of people who will be utilizing this design and knowing that the results will affect every Iraqi who reviews this major network.
After many meetings and presentations with officials and stake holders setting project criteria and providing info drawings, I managed to set the final architectural plans and design with an executive timely and resource utilizing plan that satisfied and met all parties needs and requirements. We started executing the project on the ground accurately and in a timely manner and at this point due to my hard work and the admiration it got, I was assigned to design from scratch the biggest and most important studio in the network, the News studio (studio 600) where I liaised with a senior project manager from the American engineering company HARRIS to design and execute the architectural plans down to the details, I personally observed and supervised the execution of this studio at the site first handedly being responsible for it and liaising with the executing contractor, where I was solely in change of every managerial, executive and financial aspect of the project through mentoring the staff, to make sure everything was achieved with high standards and accuracy.

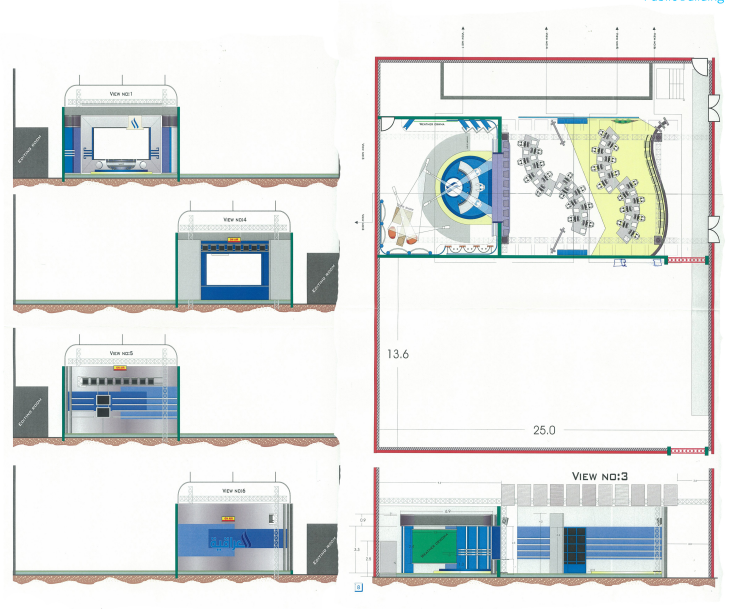

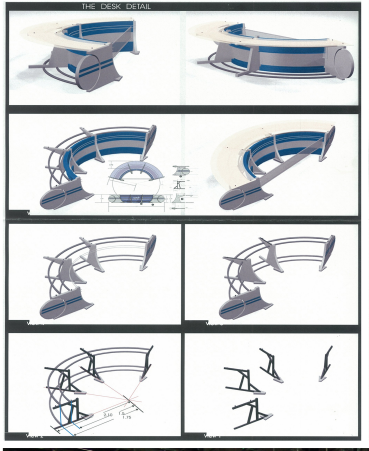
THE DESK DETAIL

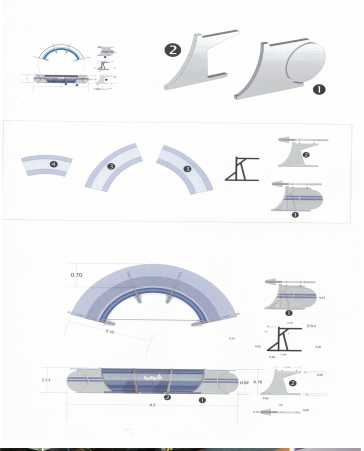









AL NAJAF GOVERNORATE BUILDING

LOCATION / Al Najaf / Iraq
CLIENT / Al Najaf Governorate
BUILT-UP AREA / 24,500 m2
SCOPE / Design

My responsibilities were:
I was in charge of separating and outline the functional space. Which was a challenge due to the massive size and religious weight of the project, all this was done while understanding the importance of the high capacity and flow of millions of visitors per year to this city which translated into searching and studying the heritage designs and cultural aspects of architect preparing and drawing proposals and concepts that fulfill the needs of this project in addition I finalized the materials used in the internal finishing and shape.
I prepared many presentations and attended office meetings, communicating all the time with our branch in Iraq to satisfy our client's goals in a cost effective and timely manner.

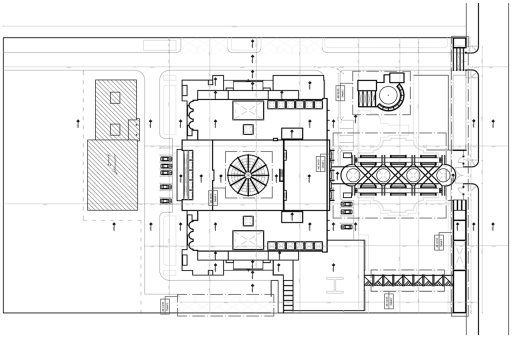

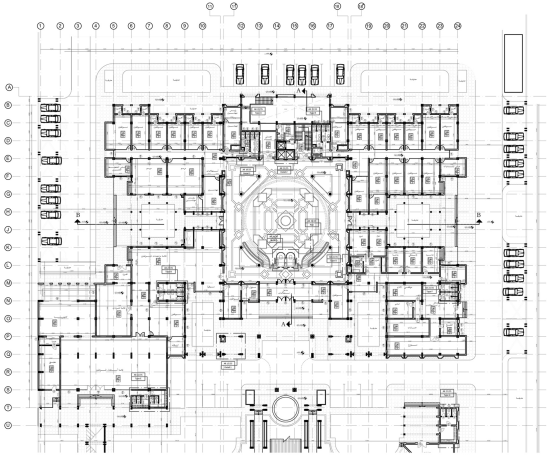

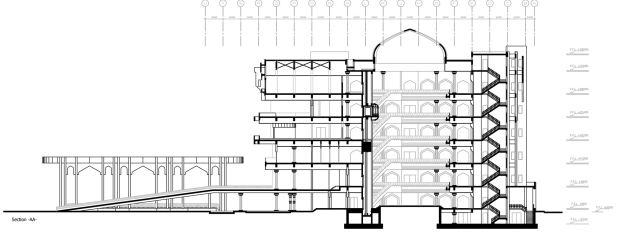

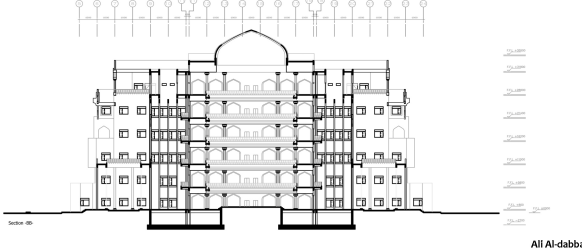

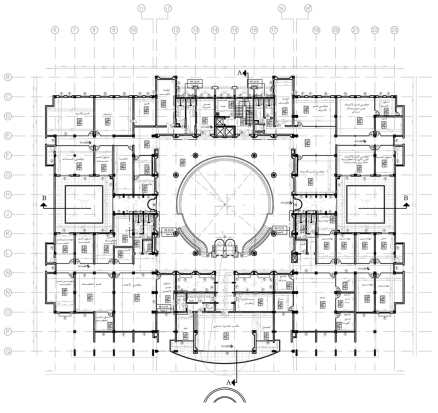

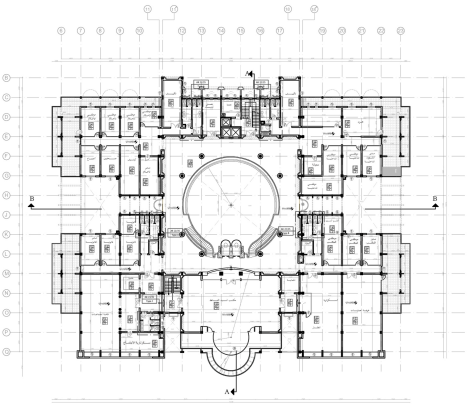

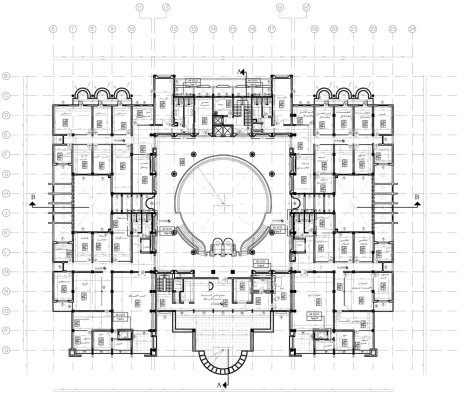

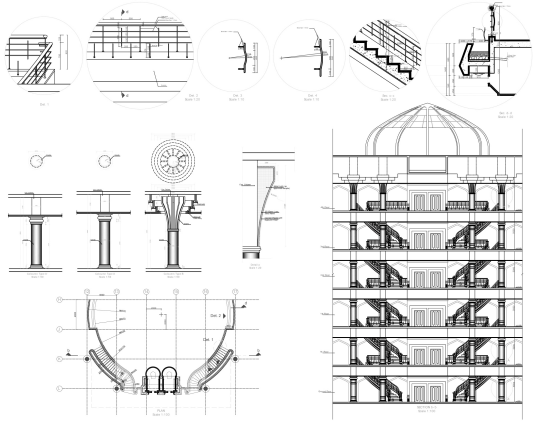

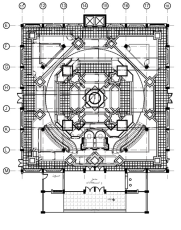

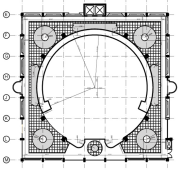

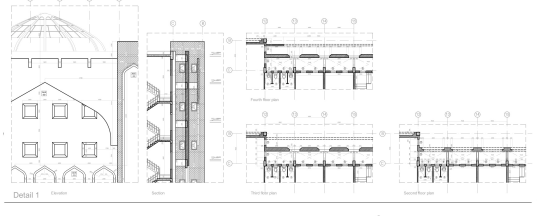
Detail 1

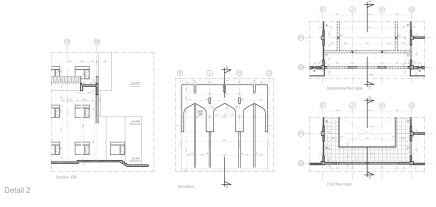
Detail 2

KUFA COURT

LOCATION / Najaf / Iraq
CLIENT / Holy Najaf Municipality
BUILT-UP AREA / 5,400 m2
SCOPE / Design

My responsibilities were:
I was the senior architect in the team in charge of this project; my role was mainly developing the architectural concept design, evaluating the site condition and stake holders requirements to bring to life this vital city feature.
I worked on the architectural schematic design of this project.



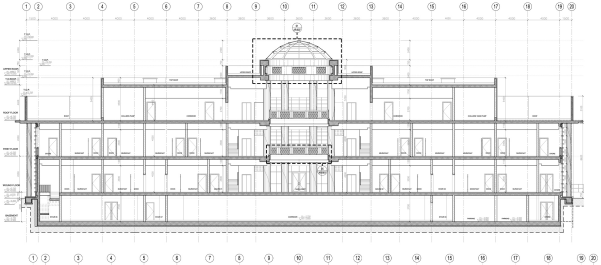

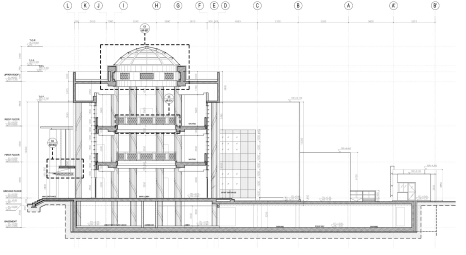

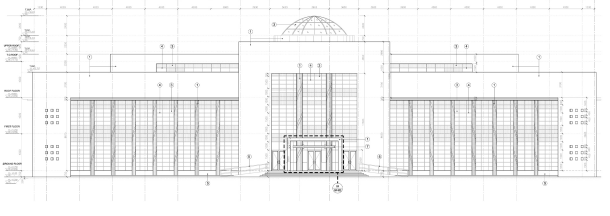

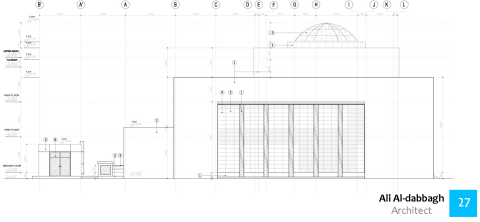

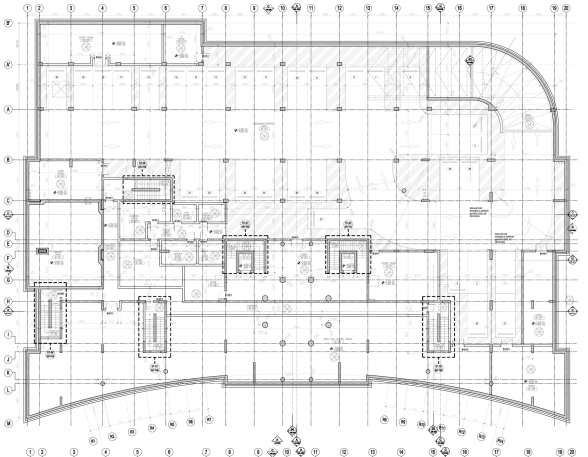

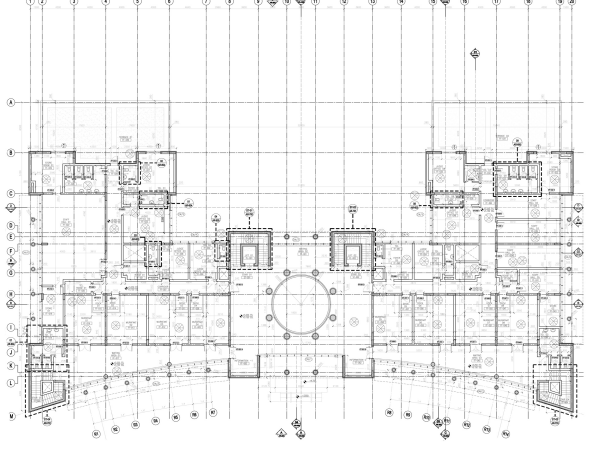

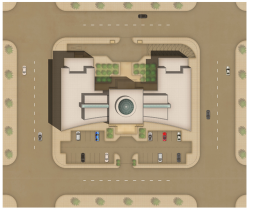

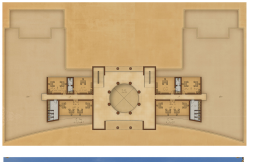

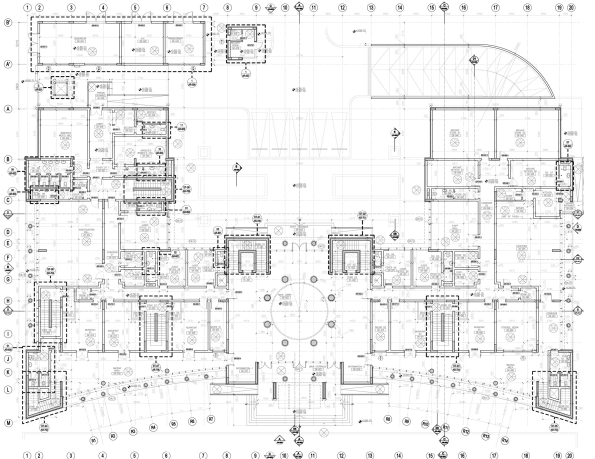

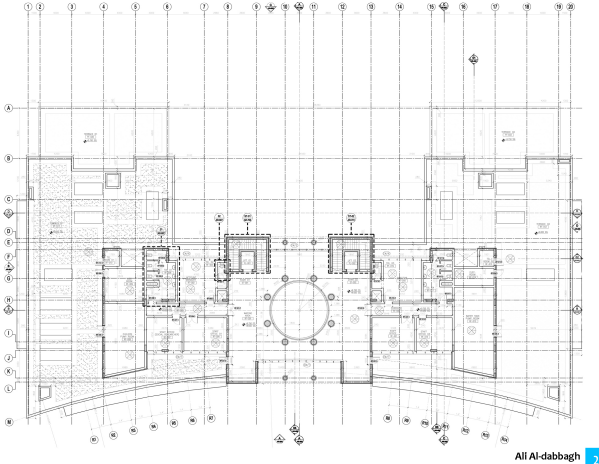

KUFA UNIVERSITY
ENGINEERING BUILDING

LOCATION / Najaf / Iraq
CLIENT / Holy Najaf Municipality
BUILT-UP AREA / 2,090 m2
SCOPE / Design

My responsibilities were:
I was solely responsible for this project starting from the pre concept stage to the schematic drawings, analysis and evaluation of the site. Detailing the elevations, as well as monitoring all the projects details and working hand in hand with landscape, MEP and structural engineers.theology.

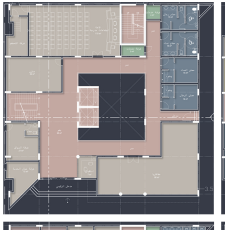

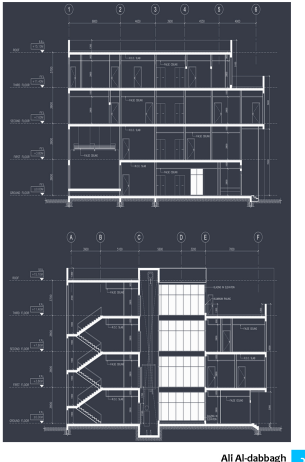

FREEHAND SKETCHES

I have designed dozens of villas and residential projects, these are a few examples for the freehand sketches.

FREEHAND SKETCHES

LOCATION / Algeria / Iraq
CLIENT / Private
BUILT-UP AREA /
SCOPE / Freehand Sketches & Design

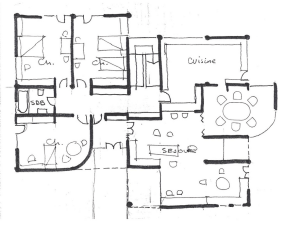

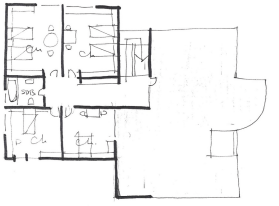

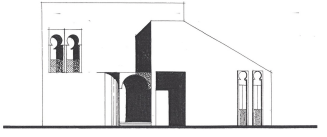

B

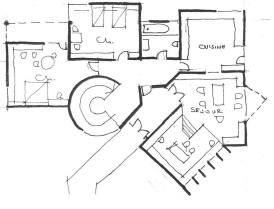

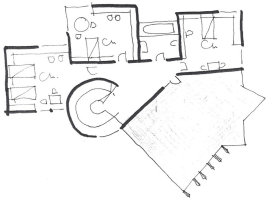

A

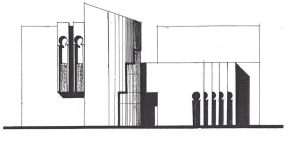

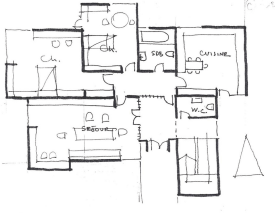

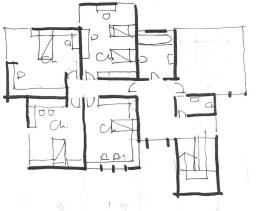

C

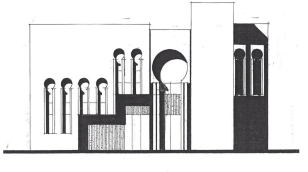

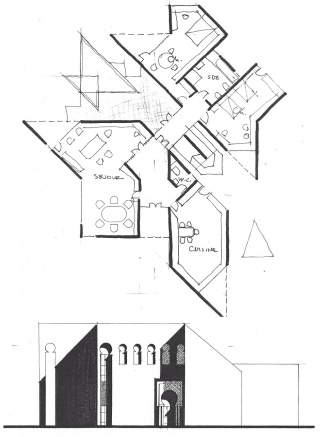

D

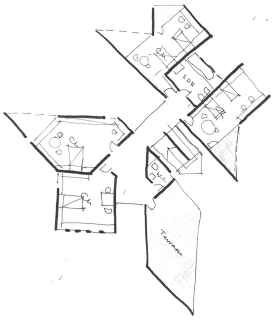

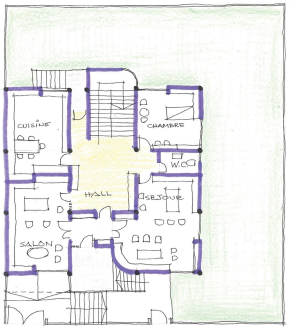
CUISINE
CHAMBRE
W.C.
HALL
SEJOUR
SALON

F

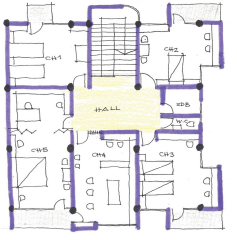
CH1
CH2
HALL
SDB
W.C.
CH5
CH4
CH3

Jardin
Ch.
Ch.
Garage
W.C.

E

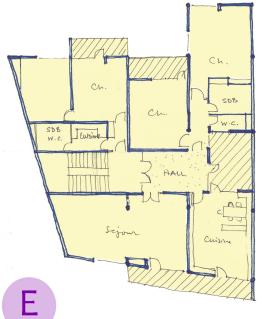
Ch.
Ch.
SDB
W.C.
Ch.
SDB
W.C.
Entrée
HALL
Séjour
Cuisine

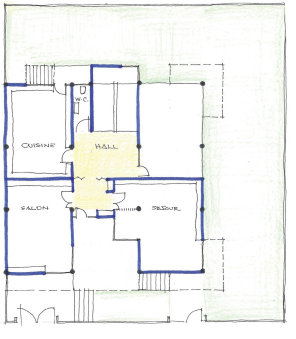
W.C.
CUISINE
HALL
SALON
PASSAGE

G

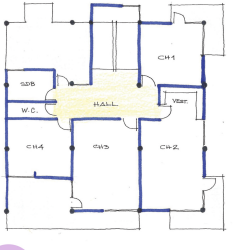
CH1
SDB
W.C.
HALL
VEST
CH4
CH3
CH2

TYPICAL DETAILS

Over the twelve years of my career I have worked on many different details of a wide variety of projects in several countries. My experience has stemmed from the schools of architect in the countries I studied and worked in, Algeria, Iraq and United Arab Emirates and the companies I had the pleasure of working for such as the American companies Persons and Harris and other international companies and offices I was fortunate to be a part of like Dewan and AlHamra .

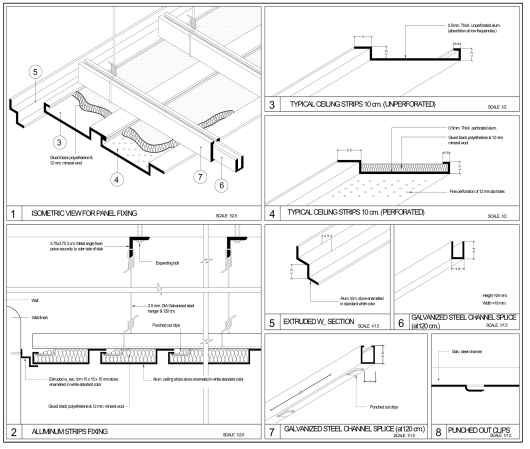
1 ISOMETRIC VIEW FOR PANEL FIXING SCALE 10:1
3 TYPICAL CEILING STRIPS 10 cm. (UNPERFORATED) SCALE 1/2
4 TYPICAL CEILING STRIPS 10 cm. (PERFORATED) SCALE 1/2
2 ALUMINUM STRIPS FIXING SCALE 1/2.5
5 EXTRUDED W. SECTION SCALE 1/1.5
6 GALVANIZED STEEL CHANNEL SPLICE (at120 cm.) SCALE 1/1.5
7 GALVANIZED STEEL CHANNEL SPLICE (at120 cm.) SCALE 1/1.5
8 PUNCHED OUT CLIPS SCALE 1/1.5

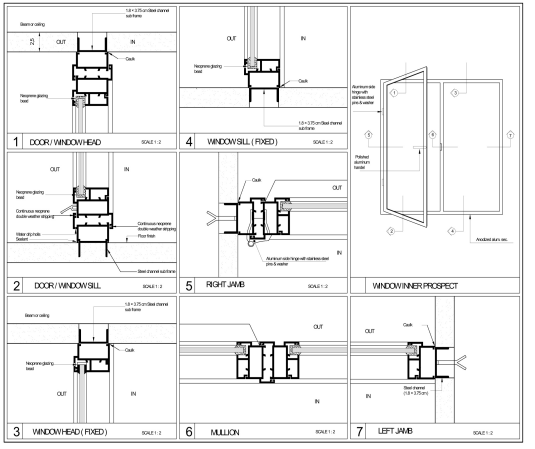
1 DOOR / WINDOW HEAD SCALE 1:2
4 WINDOW SILL (FIXED) SCALE 1:2
2 DOOR / WINDOW SILL SCALE 1:2
5 RIGHT JAMB SCALE 1:2
WINDOW INNER PROSPECT
3 WINDOW HEAD (FIXED) SCALE 1:2
6 MULLION SCALE 1:2
7 LEFT JAMB SCALE 1:2

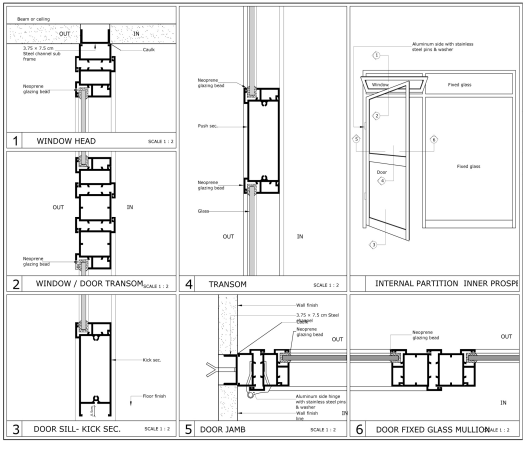
1 WINDOW HEAD SCALE 1 : 2
2 WINDOW / DOOR TRANSOM SCALE 1 : 2
4 TRANSOM SCALE 1 : 2
INTERNAL PARTITION INNER PROSPE
3 DOOR SILL- KICK SEC. SCALE 1 : 2
5 DOOR JAMB SCALE 1 : 2
6 DOOR FIXED GLASS MULLION SCALE 1 : 2

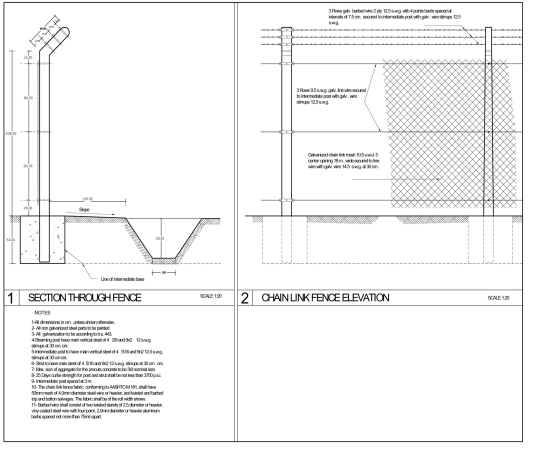
1 SECTION THROUGH FENCE SCALE 1:20
2 CHAIN LINK FENCE ELEVATION SCALE 1:20
NOTES

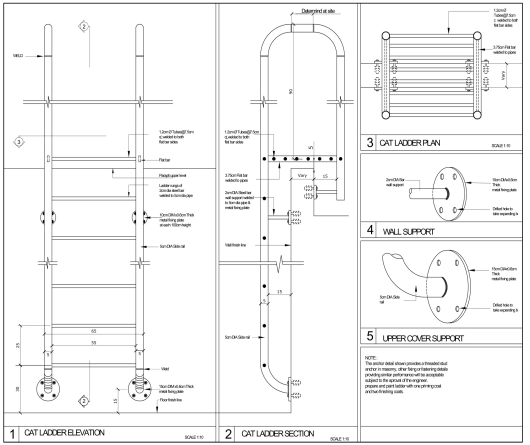
1 CAT LADDER ELEVATION
SCALE 1:10
2 CAT LADDER SECTION
SCALE 1:10
3 CAT LADDER PLAN
SCALE 1:10
4 WALL SUPPORT
5 UPPER COVER SUPPORT
NOTE:
The anchor detail shown provides a threaded stud anchor in masonry, other fixing or fastening details providing similar performance will be acceptable subject to the approval of the engineer.
Prepare and paint ladder with one priming coat and two finishing coats as indicated in boq.
All steel dyes used in manufacturing are galvanized.

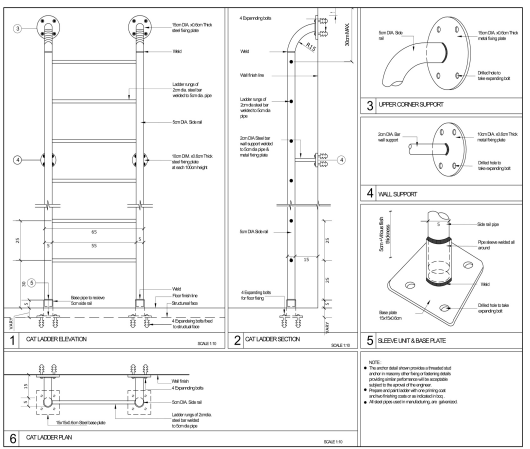
1 CAT LADDER ELEVATION
SCALE 1:10
2 CAT LADDER SECTION
SCALE 1:10
3 UPPER CORNER SUPPORT
4 WALL SUPPORT
5 SLEEVE UNIT & BASE PLATE
6 CAT LADDER PLAN
SCALE 1:10
NOTE:
The anchor detail shown provides a threaded stud anchor in masonry, other fixing or fastening details providing similar performance will be acceptable subject to the approval of the engineer.
Prepare and paint ladder with one priming coat and two finishing coats or as indicated in boq.
All steel dyes used in manufacturing are galvanized.

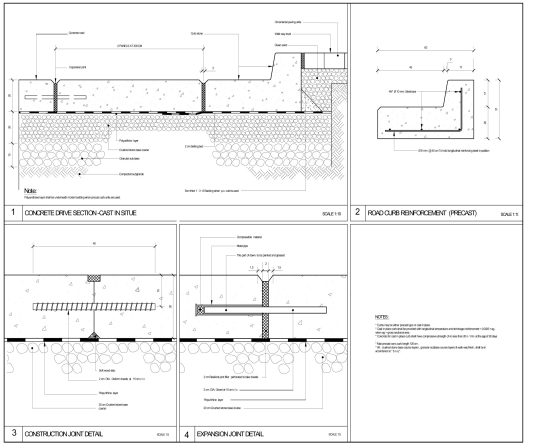
1 CONCRETE DRIVE SECTION -CAST IN SITUE
SCALE 1:10
2 ROAD CURB REINFORCEMENT (PRECAST)
SCALE 1:10
3 CONSTRUCTION JOINT DETAIL
SCALE 1:5
4 EXPANSION JOINT DETAIL
SCALE 1:5
NOTES:
Note:

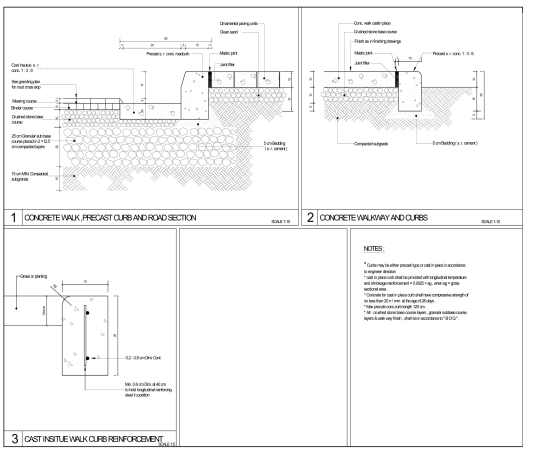
1 CONCRETE WALK ,PRECAST CURB AND ROAD SECTION
SCALE 1:10
2 CONCRETE WALKWAY AND CURBS
SCALE 1:10
3 CAST INSITUE WALK CURB REINFORCEMENT
SCALE 1:10
NOTES :

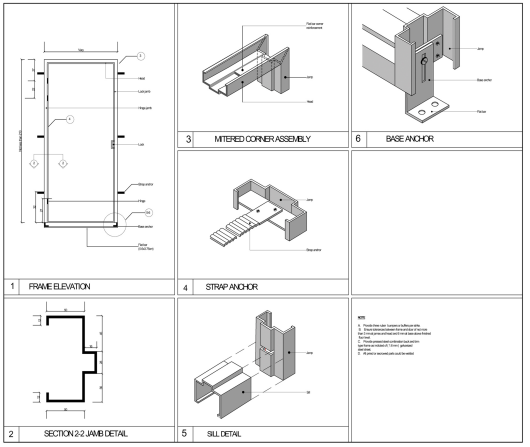
1 FRAME ELEVATION
3 MITERED CORNER ASSEMBLY
6 BASE ANCHOR
4 STRAP ANCHOR
2 SECTION 2-2 JAMB DETAIL
5 SILL DETAIL
NOTE

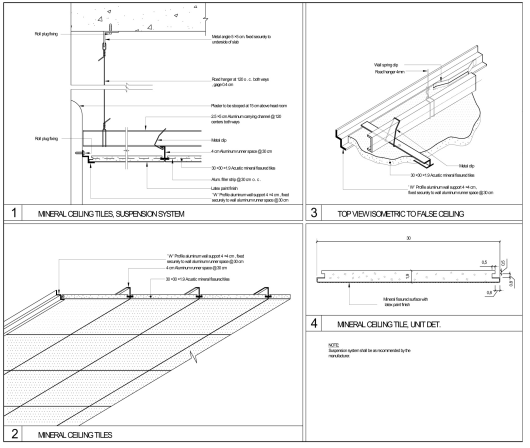
1 MINERAL CEILING TILES, SUSPENSION SYSTEM
3 TOP VIEW ISOMETRIC TO FALSE CEILING
2 MINERAL CEILING TILES
4 MINERAL CEILING TILE, UNIT DET.
NOTE:
Suspension system shall be as recommended by the manufacturer.

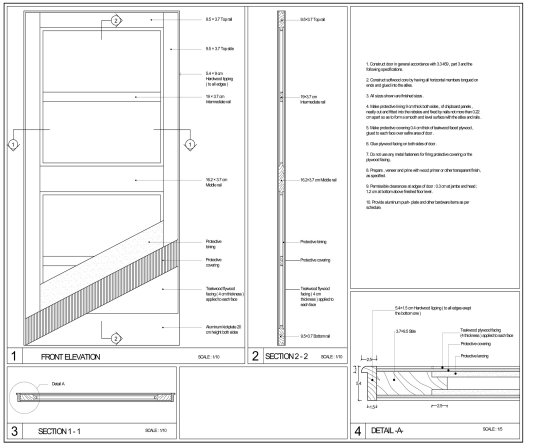
1 FRONT ELEVATION SCALE: 1/10
2 SECTION 2 - 2 SCALE: 1/10
3 SECTION 1 - 1 SCALE: 1/10
4 DETAIL -A- SCALE: 1/5
1. Construct door in general accordance with 3.3.450., part 3 and the following specifications.
2. Construct softwood core by framing all horizontal members tongue or ends and glued to the stiles.
3. All sizes shown are finished sizes.
4. Make protective lining from thick but water, , of plywood panels , neatly cut and fitted into the rebates and fixed by nails not more than 122 on square as and trims on splash and base surface with the stiles and rails.
5. Make protective covering 3.4 cm thick of hardwood faced plywood, glued to each face over within area of door.
6. Glue plywood facing on both sides of door.
7. Do not use any metal fasteners for fixing protective covering to the plywood facing.
8. Prepare, veneer and prime with wood primer or other transparent finish, as specified.
9. Permissible clearances at edges of door: 3.3 mm at jambs and head; 1.6 cm at bottom above finished floor level.
10. Provide aluminum push - plate and other hardware items as per schedule.

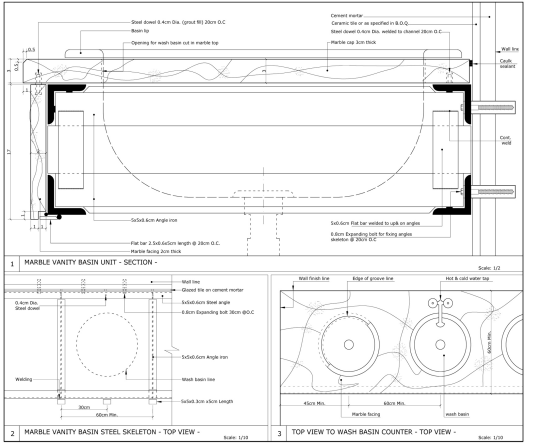
1 MARBLE VANITY BASIN UNIT - SECTION -
Scale: 1/2
2 MARBLE VANITY BASIN STEEL SKELETON - TOP VIEW -
Scale: 1/10
3 TOP VIEW TO WASH BASIN COUNTER - TOP VIEW -
Scale: 1/10

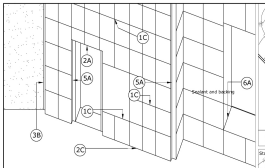

KEY PERSPECTIVE

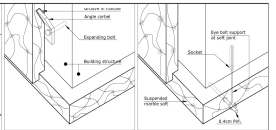

1 ANGLE CORBEL BOLTED TO STRUCK. | 2 EYE BOLT HANGING MARBLE SOPHIST

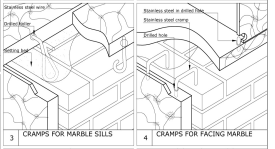

3 CRAMPS FOR MARBLE SILLS | 4 CRAMPS FOR FACING MARBLE

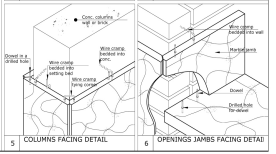

5 COLUMNS FACING DETAIL | 6 OPENINGS JAMBS FACING DETAI

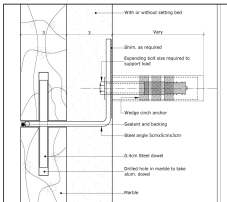

1 LOAD BEARING FIXING DET. USING STEEL ANGLE Scale: 1/1

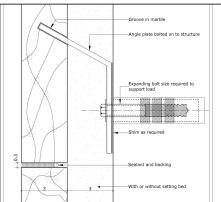

2 LOAD BEARING FIXING DET. USING ANGLE CORBEL Scale: 1/1

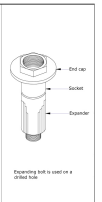

3 EXPANDING BOLT | NO SCALE

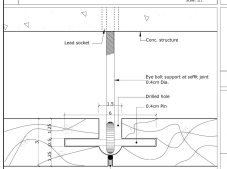

4 SEC. DET. AT MARBLE JOINT (TO HANGING SOPHIST) Scale: 1/1

5 FACING CRAMP

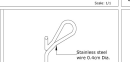

6 SILLS CRAMP

7 SHORT FORMED ANGLE

8 BEDDED TAIL CRAMP

9 (Z) DOWEL

10 EYE BOLT

11 ANGEL CORBEL

NOTE:
1 For thin small size facing marble a thin facing wire cramps are generally used, normal Dia. of material is 0.4cm of stainless steel, dimensions as required & Dia. of mat..
* All tying back anchors shall be of stainless steel material.

LOAD BEARING ANCHORS

NOTE:
For heavier larger sizes of marble, corbel angles & exp. bolts are used or as specified

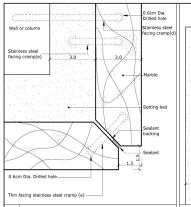

1 PLAN TO QUICK JOINT AT WALLS & COLUMNS Scale: 1/1

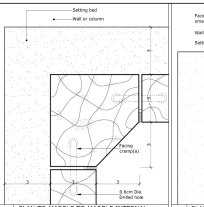

2 PLAN TO MARBLE TO MARBLE INTERNAL CORNER Scale: 1/1

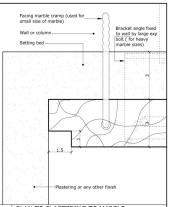

3 PLAN TO PLASTERING TO MARBLE INT. CORNER Scale: 1/1

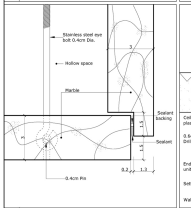

4 HANGING SOPHIST CORNER TO VERTICAL CLADDING DETAIL SEC. Scale: 1/1

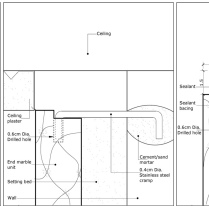

5 SECTION TO END MARBLE UNIT Scale: 1/1

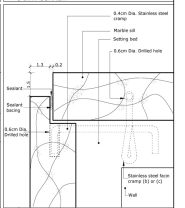

6 OPENING SILL MARBLE COVERING SEC. Scale: 1/1

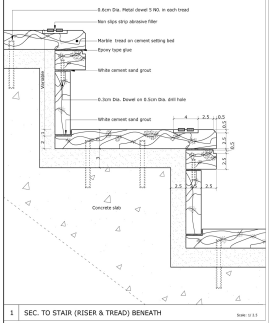

1 SEC. TO STAIR (RISER & TREAD) BENEATH Scale: 1/ 1.5

NOTES:

1- Best stair treads and risers as shown with cement mortar (1:3)

2- Provide marble treads risers as shown with white cement cure, grind, grout, finish and protect marble surface until building is ready for occupancy.

3-Terminate stair non slip strip 5cm from either end of stair tread

4-See stairs enlargement for all risers tread width dimensions

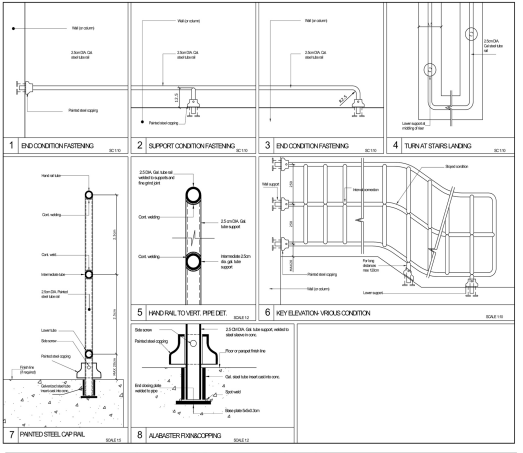

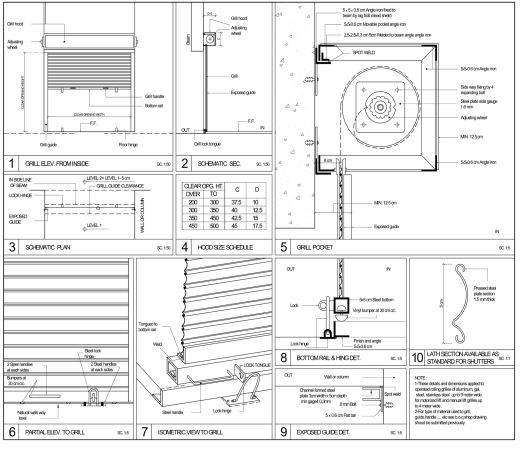

CLEAR OPG. HT		C	D
OVER	TO		
200	300	37.5	10
300	350	40	12.5
350	450	42.5	15
450	500	45	17.5

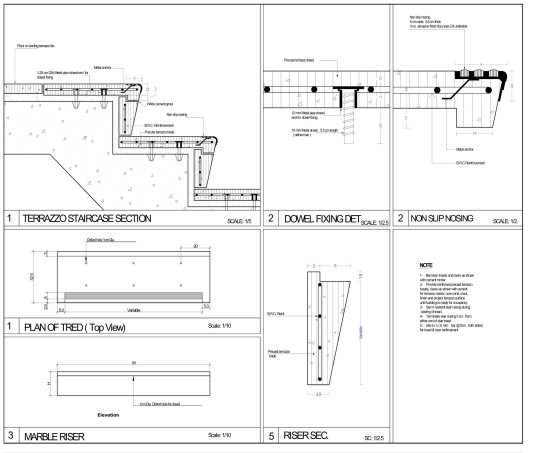

NOTE

1. Bed total treads and risers as shown on section below.
2. Provide reinforced precast terrazzo treads, risers as shown with precast terrazzo nosing, with non-slip finish and project terrazzo surface.
3. Provide expansion joints as shown.
4. Form recess for metal nosing during casting of tread.
5. Use 6 x 1/16 thk. bar @ 0.5m. both sides for tread & riser reinforcement.

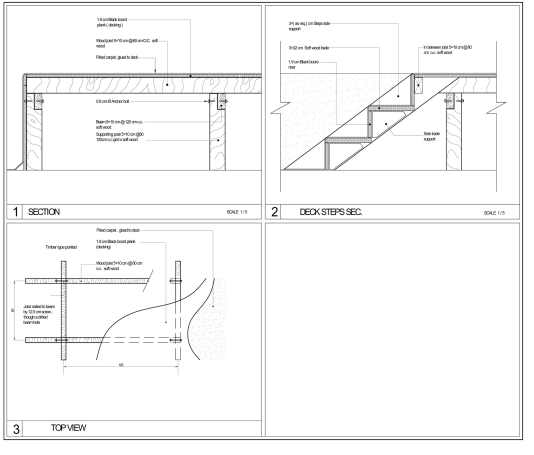

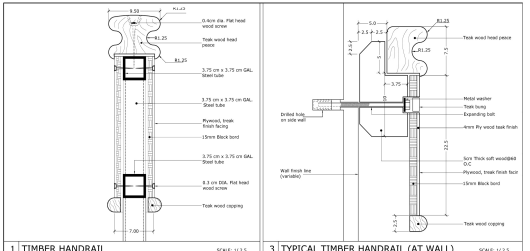

1 TIMBER HANDRAIL SCALE: 1/ 2.5

3 TYPICAL TIMBER HANDRAIL (AT WALL) SCALE: 1/ 2.5

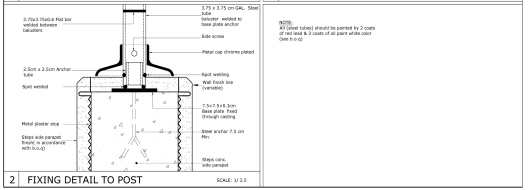

2 FIXING DETAIL TO POST SCALE: 1/ 2.5

NOTE:
All (steel tubes) should be painted by 2 coats of red lead & 3 coats of oil paint white color (see b.o.q)

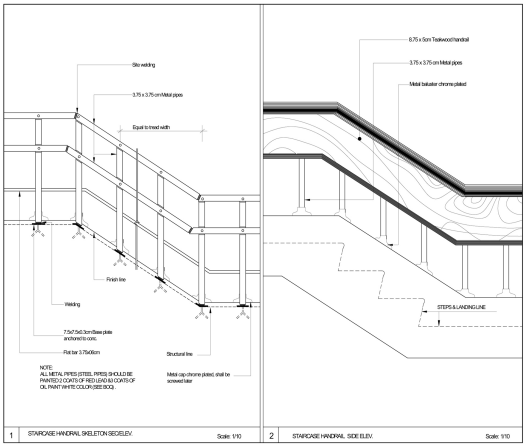

1 STAIRCASE HANDRAIL SKELETON SEC/ELEV. Scale: 1/10

2 STAIRCASE HANDRAIL SIDE ELEV. Scale: 1/10

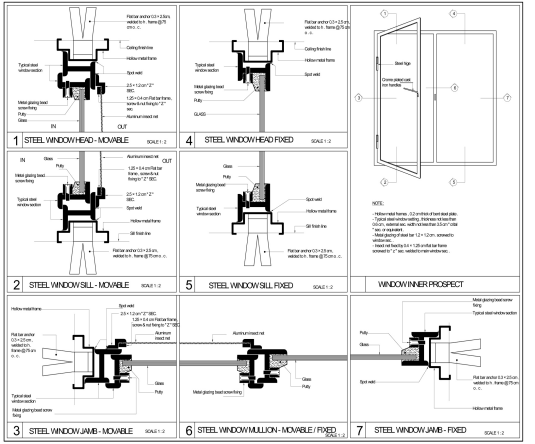

1 STEEL WINDOW HEAD - MOVABLE SCALE: 1: 2

4 STEEL WINDOW HEAD FIXED SCALE: 1: 2

2 STEEL WINDOW SILL - MOVABLE SCALE: 1: 2

5 STEEL WINDOW SILL FIXED SCALE: 1: 2

WINDOW INNER PROSPECT

3 STEEL WINDOW JAMB - MOVABLE SCALE: 1: 2

6 STEEL WINDOW MULLION - MOVABLE / FIXED SCALE: 1: 2

7 STEEL WINDOW JAMB - FIXED SCALE: 1: 2

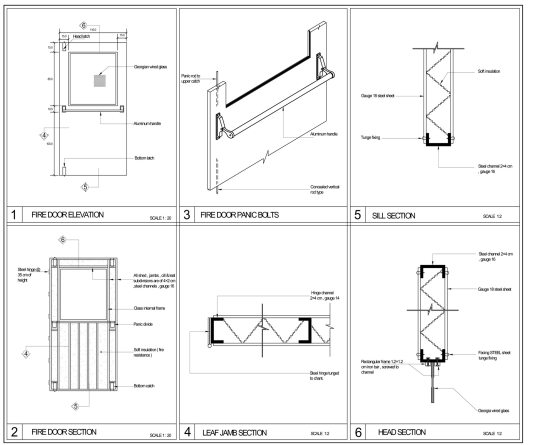

1 FIRE DOOR ELEVATION SCALE 1: 20

3 FIRE DOOR PANIC BOLTS

5 SILL SECTION SCALE: 1/2

2 FIRE DOOR SECTION SCALE 1: 20

4 LEAF JAMB SECTION SCALE: 1/2

6 HEAD SECTION SCALE: 1/2